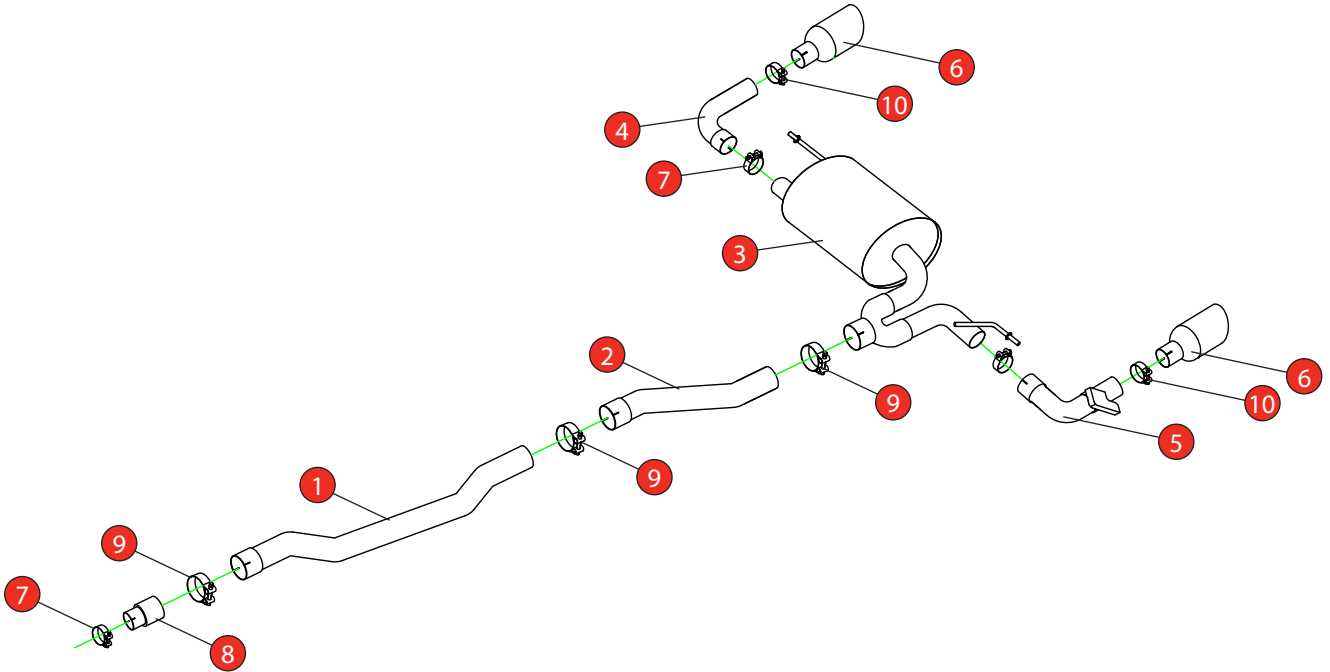


Car	BMW 128ti F40 GPF Model	Part No.	SBM085
Year	2021 -Current	Fit Kits	378FK
Notes	Where not supplied use original fittings. Original system requires cutting.	Features	Pipe Diameter:- 70mm

Estimated Fitting Time: 1 Hour 30 Minutes



NO.	PART NO.	DESCRIPTION	QTY
1	834BM	Centre Pipe	1
2	835BM	Link Pipe	1
3	836BM	Rear Silencer	1
4	837BM	R/H Trim Bend	1
5	838BM	L/H Valved Trim Bend	1
6	Z043.10213	Ø114mm Polished Daytona Trim	2
Fit Kit			
7	Z016.10070	65mm H/D Clamp	3
8	AD02	Adaptor	1
9	Z016.10063	72mm H/D Clamp	3
10	Z016.10064	63-68mm Clamp	2

E-MARK	N/A
DATE	16/09/21
ISSUE	00
AUTHORISED	M.Ydlibi

NOTE: ENSURE SCORPION SYSTEM IS CLEAR OF MOVING PARTS AND ALL ORIGINAL FUNCTIONS WORK CORRECTLY.




STAY CONNECTED TO RED POWER.

Car	BMW 128ti F40 GPF Model	Part No.	SBM085
Year	2021 -Current	Fit Kits	378FK
Notes	Where not supplied use original fittings. Original system requires cutting.	Features	Pipe Diameter:- 70mm

Estimated Fitting Time: 1 Hour 30 Minutes

Cutting Instructions :



To make it easier to cut the exhaust we recommend removing it from the car. Find the 3 pairs of indents and use the middle pair to mark out the cutting line. Cut along the line and de-bur the edges. Re-fit the original GPF and fit the Scorpion GPF-back following the line diagram above.



STAY CONNECTED TO RED POWER.

Car	BMW 128ti F40 GPF Model	Part No.	SBM085
Year	2021 -Current	Fit Kits	378FK
Notes	Where not supplied use original fittings. Original system requires cutting.	Features	Pipe Diameter:- 70mm


Estimated Fitting Time: 1 Hour 30 Minutes




A) Remove the electronic actuator from the original exhaust.



B) On the scorpion product fit the fixing bow into the valve and use the actuator to secure the bow in place.



C) Fasten the actuator to the valve ensuring the two straights on the fixing bow fit between the grooves on both of the posts.



STAY CONNECTED TO RED POWER.